

FISHPOOLS

The south east's largest quality furniture store

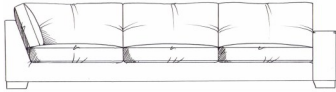


ETIENNE COLLECTION

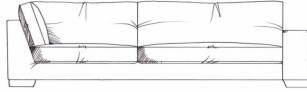
The Etienne sofa collection epitomises opulent style and visual appeal. This collection of sofas has been expertly designed for modern living, and each piece is hand-made in the UK. The Etienne range boasts furniture pieces with solid wood feet and a wide range of plush neutral upholstery fabric choices.

Features

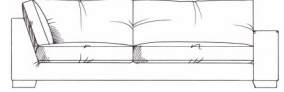
- Frame - Hardwood rails. Glued & screwed into resin bonded end panels for long lasting structural support
- Suspension - Serpentine steel springs with soft sit seat platform which will retain its shape time and time again
- Seat Cushions - Foam seat with fibre wrap for a soft, supported sit
- Back Cushions - Fibre
- Available in a range of fabrics
- Solid wood feet available in a selection of colours



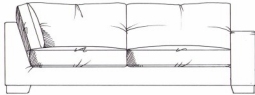
Super Grand Corner Unit
W 276 x D 100 x H 87 cm



Grand Corner Unit
W 226 x D 100 x H 87 cm



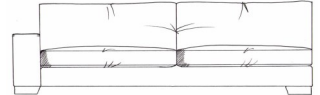
Large Corner Unit
W 214 x D 100 x H 87 cm



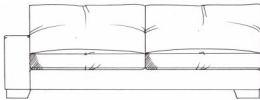
Medium Corner Unit
W 201 x D 100 x H 87 cm



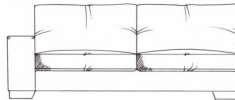
Single Corner Unit
W 100 x D 100 x H 87 cm



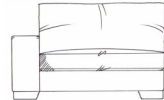
Grand 1 Arm Unit
W 225 x D 100 x H 87 cm



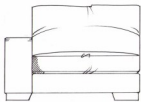
Large 1 Arm Unit
W 200 x D 100 x H 87 cm



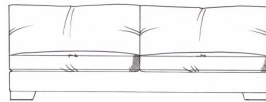
Medium 1 Arm Unit
W 175 x D 100 x H 87 cm



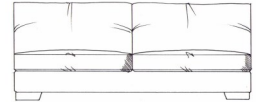
Small 1 Arm Unit
W 113 x D 100 x H 87 cm



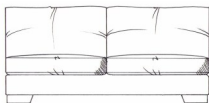
Extra Small 1 Arm Unit
W 100 x D 100 x H 87 cm



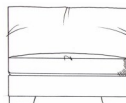
Grand Armless Unit
W 200 x D 100 x H 87 cm



Large Armless Unit
W 175 x D 100 x H 87 cm



Medium Armless Unit
W 150 x D 100 x H 87 cm



Small Armless Unit
W 88 x D 100 x H 87 cm



Extra Small Armless Unit
W 75 x D 100 x H 87 cm



Corner Group

W 325 x D 226 x H 87 cm




Grand Sofa

W 250 x D 100 x H 87 cm



Large Sofa

W 225 x D 100 x H 87 cm



Medium Sofa

W 200 x D 100 x H 87 cm



Small Sofa

W 180 x D 100 x H 87 cm



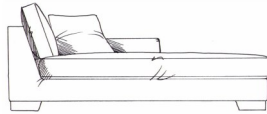
Love Seat

W 150 x D 100 x H 87 cm



Chair

W 106 x D 98 x H 87 cm



Lounger Unit

W 100 x D 180 x H 87 cm



Grand Footstool

W 102 x D 75 x H 42 cm



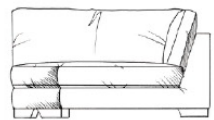
Large Footstool

W 88 x D 75 x H 42 cm



Medium Footstool

W 75 x D 75 x H 42 cm



Angled Corner Unit

W 130 x D 130 x H 87 cm

**All sizes are approximate. Colour is for guidance only because while we make every effort to display the colour as accurately as possible, all versions may vary in colour reproduction.*

FISHPOOLS

The south east's largest quality furniture store

115 High Street, Waltham Cross, Hertfordshire, EN8 7AL

01992 63 64 65